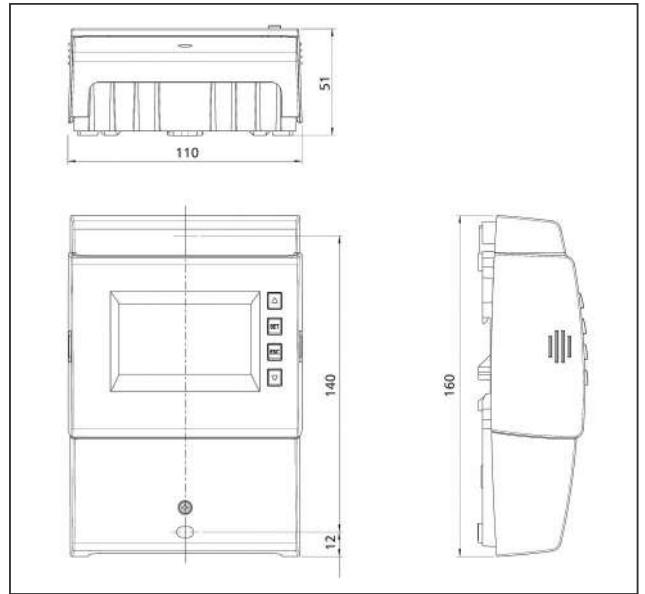


oel

TI  
 sq\_IDE s sq\_IDF ss : sq\_IDG  
 B  
 sq\_IDGssq  
 Bc  
 l rc h  
 r sj qv F te\_ Bv  
 B  
 B s  
 B  
 sq\_IDG ssq A s : A  
 Bs  
 B  
 Be  
 sq\_IDGssq f c r B  
 Bs  
 Bs  
 B  
 A  
 sq\_IDG ssq  
 B  
 sq\_IDG ssq  
 B



• b :  
 • h Or :  
 • v fs 2 : 1ov l 2 : qol

• g A A  
 • g  
 • r  
 • c  
 • r  
 • k A

• u  
 • d  
 • b h r sj qv F te\_

• l kbc  
 • \_

• m A  
 • l : :

• c l rc  
 • g f c r : : 2  
 • c bn\_F  
 • r 1 B Bf c r 2  
 • q 1 B B 2 2  
 • \_ 1 2  
 • g 1 2  
 • b 1 C 2  
 • a A  
 • r  
 • r  
 • s  
 • c  
 • h C  
 • \_ A  
 • c  
 • \_

oel	
l °	99C o SV ; ; 7 o SV3C7 [ 6D7 [
l °	7EDp
m °	]
X	9,
e	C
] °	A ° /g 97770B9 ° /g 97770
S °	9 Z ° W l / ° 6 ° B9 Z ° W l / ° 6 0
e	;
f	: ° /i 93i : Ø ° 5: C7 p /; ; 7 o0 gp d /gp d i 93gp d i : 0.9 ° /i ; Ø: S399C o SV ; ; 7 o SV
S °	9 ° 4 ° 4 °
[ °	99
S °	7 V 2 C7 V
W	]g : : 6Wle A77C7 u ° l ]g : 7w
W /r s t0	997 9D7 C9 u57 757 757 w
p	; E7 u57 w

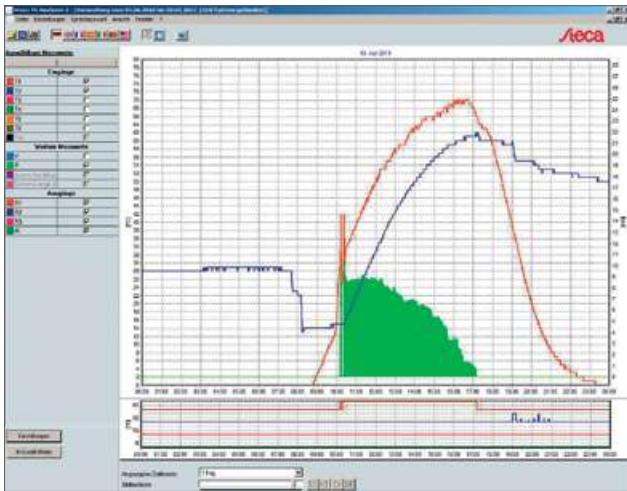


**Datalogging on Micro SD card and analysis software Steca TS Analyzer 2**



The Steca TR A503 TTR stores the solar thermal system's operational data on a Micro-SD card. The analysis software TS Analyzer 2 visualises the system results.

**Steca TR A503 TTR solar controller with the Steca TK RW2 IFA router, several WLAN clients and an internet connection**

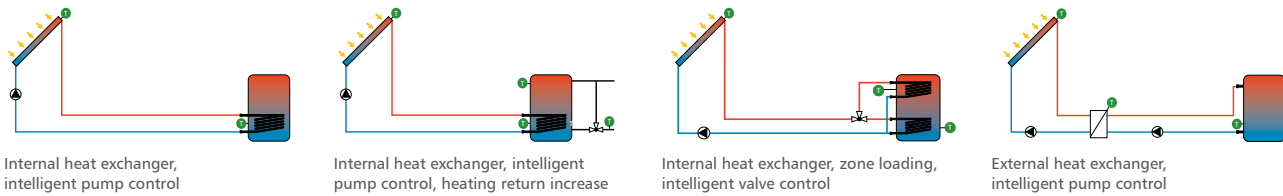


Steca TS Analyzer 2



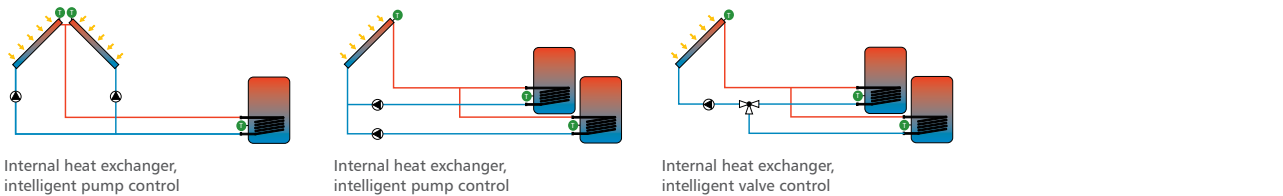
**Systems with one storage tank**

**1 collector array**



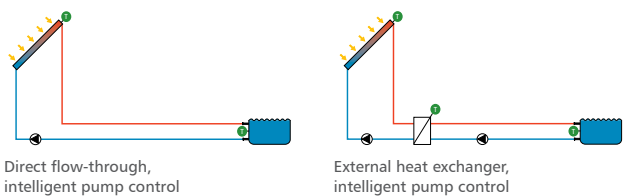
**Systems with two storage tanks**

**2 collector arrays (east/west roof)      1 collector array**



**Systems with a swimming pool**

**1 collector array**



**Systems with one storage tank and a swimming pool**

**1 collector array**

